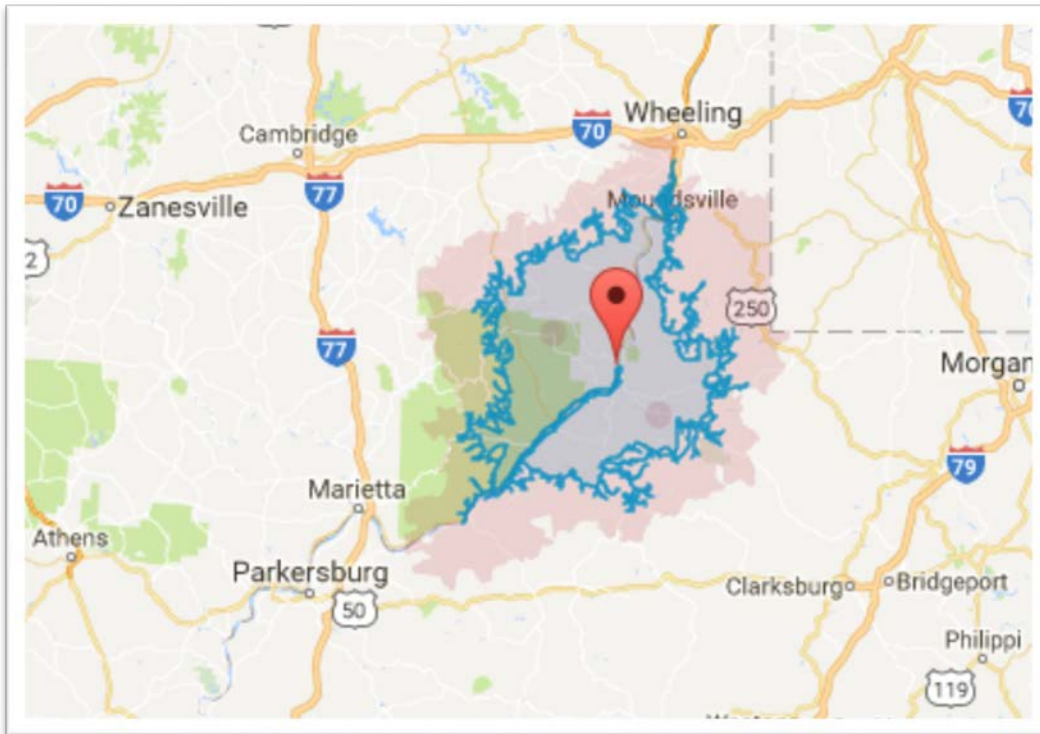


Long Ridge Energy Terminal Labor Profile

Ohio Township (near Hannibal, OH)
Monroe County



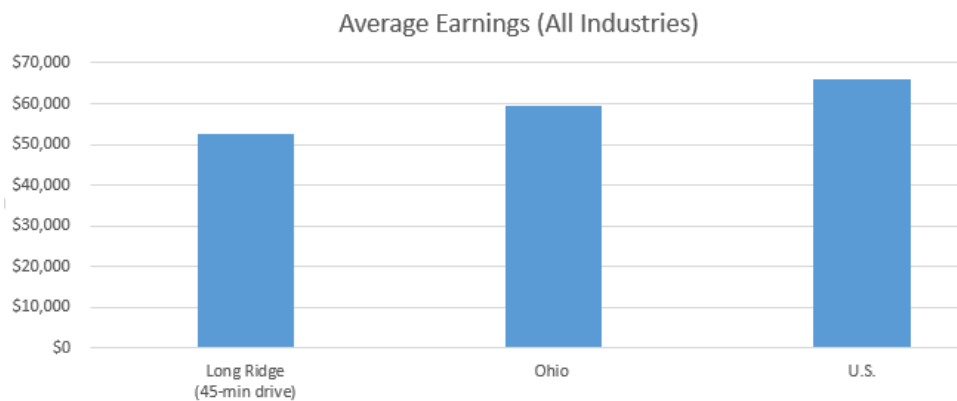
More than 24,700 people are employed within a 45-minute drive from the Long Ridge Energy Terminal.



Employment Comparison in 45-Minute Drive

Industry	2016 Jobs	% of Total Jobs
Government	5,940	24.03%
Retail Trade	3,211	12.99%
Health Care and Social Assistance	2,945	11.91%
Accommodation and Food Services	2,174	8.79%
Manufacturing	2,111	8.54%
Mining, Quarrying, and Oil and Gas Extraction	1,777	7.19%
Other Services (except Public Administration)	1,090	4.41%
Construction	1,070	4.33%
Administrative and Support and Waste Management and Remediation Services	804	3.25%
Finance and Insurance	735	2.97%
Transportation and Warehousing	686	2.78%
Wholesale Trade	457	1.85%
Utilities	429	1.73%
Professional, Scientific, and Technical Services	369	1.49%
Educational Services	208	0.84%
Management of Companies and Enterprises	186	0.75%
Real Estate and Rental and Leasing	180	0.73%
Arts, Entertainment, and Recreation	171	0.69%
Information	127	0.51%
Crop and Animal Production	50	0.20%
Unclassified Industry	<10	0.01%
Total	24,772	100.00%

2017 Average Earnings** Comparison



Description	Region	Ohio	United States	
All Industries		\$52,401	\$59,339	\$66,139

* Source: Emsi's proprietary employment data.

** AVERAGE EARNINGS includes current supplements and is an average of ALL earnings, regardless of position. Supplements are employer benefits not paid directly to the employee, such as pension and insurance funds.



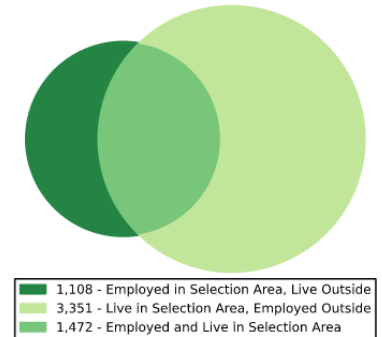
Commuting Patterns

More than 3,300 of the 4,823 workers who resided in Monroe County were employed outside the county, representing nearly 70% of the working population in Monroe County (2015). Many of those commuters may be motivated to work closer to home in comparable jobs.

Inflow/Outflow Job Counts (Primary Jobs)

2015	Count	Share
Employed in Monroe County	2,580	100.00%
Employed in Monroe County but Living Outside	1,108	42.90%
Employed and Living in Monroe County	1,472	57.10%
Living in Monroe County	4,823	100.00%
Living in Monroe County but Employed Outside	3,351	69.50%
Living and Employed in Monroe County	1,472	30.50%

Inflow/Outflow Job Counts in 2015



Top Home Counties for In-Commuting Workers*

County Name	Count	Share
Belmont County, OH	266	10.30%
Washington County, OH	113	4.40%
Wetzel County, WV	80	3.10%
Hamilton County, OH	68	2.60%
Noble County, OH	53	2.10%
Jefferson County, OH	40	1.60%
Guernsey County, OH	35	1.40%
Tyler County, WV	33	1.30%
Marshall County, WV	32	1.20%
All Other Locations	388	15.00%

Top Destination Counties for Out-Commuting Workers*

County Name	Count	Share
Belmont County, OH	745	15.40%
Washington County, OH	303	6.30%
Wetzel County, WV	291	6.00%
Marshall County, WV	186	3.90%
Franklin County, OH	171	3.50%
Guernsey County, OH	152	3.20%
Noble County, OH	116	2.40%
Wood County, WV	108	2.20%
Muskingum County, OH	81	1.70%
All Other Locations	1,198	24.80%

* Source: U.S. Census Bureau. 2015. LODES Data.



Unemployment

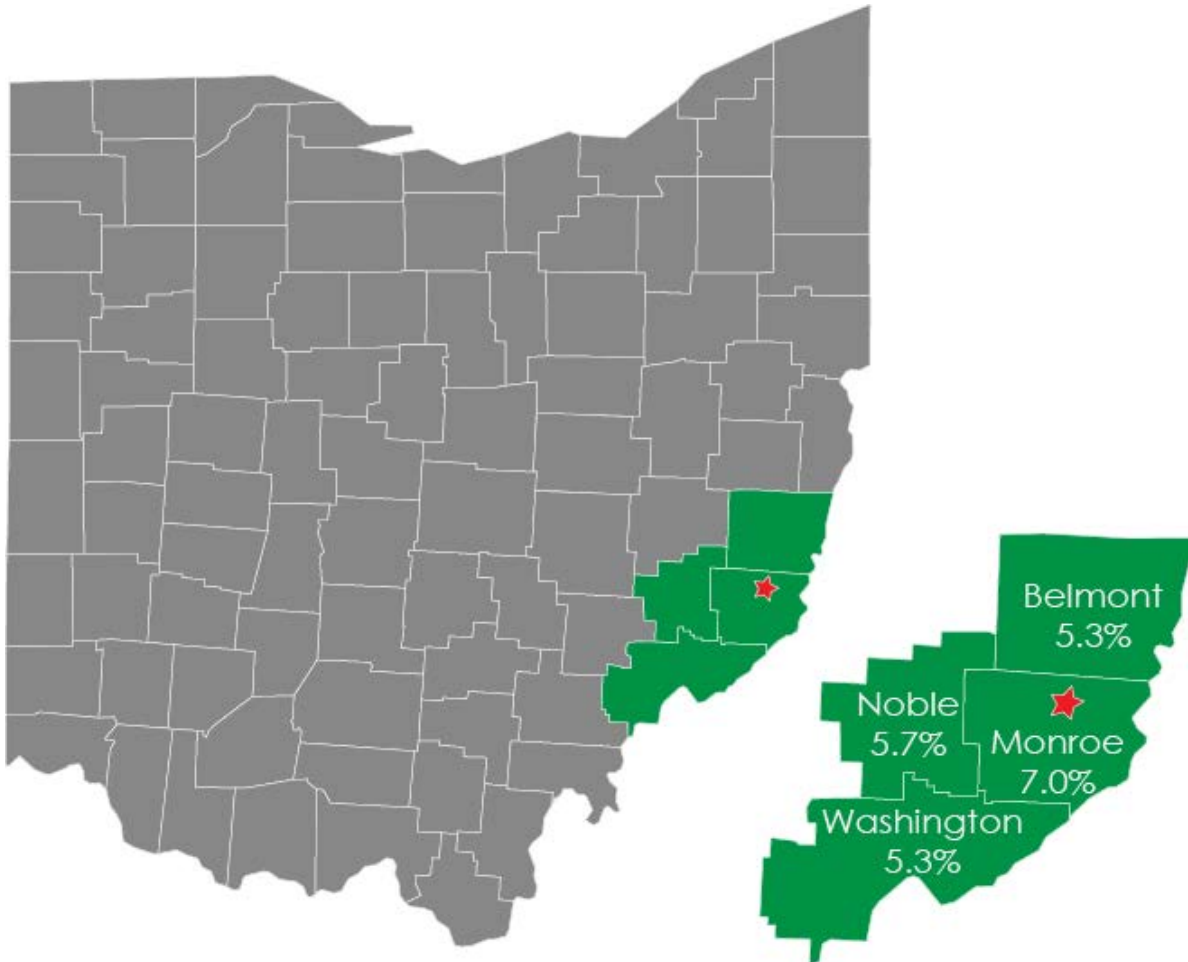
In the 4 county area* surrounding Monroe OH, an estimated 4,200 people were actively seeking employment as of October 2017. The manufacturing sector represents 13% of that total, with approximately 540 unemployed manufacturing workers.

*Monroe, Belmont, Noble and Washington counties in Ohio

October 2017 Unemployment Rates

(Not Seasonally Adjusted)

United States	3.9%
Ohio	4.5%



*Source: Ohio Department of Job and Family Services - Office of Workforce Development – Bureau of LMI



Top Manufacturing Jobs in the Region

SOC	Description	Employed in Manufacturing	Median Hourly Wage
51-9011	Chemical Equipment Operators and Tenders	204	\$33.69
49-9071	Maintenance and Repair Workers, General	113	\$13.75
51-1011	First-Line Supervisors of Production and Operating Workers	102	\$28.67
51-9023	Mixing and Blending Machine Setters, Operators, and Tenders	80	\$16.87
19-4031	Chemical Technicians	68	\$26.02
51-8091	Chemical Plant and System Operators	67	\$32.85
53-7062	Laborers and Freight, Stock, and Material Movers, Hand	62	\$12.02
49-9041	Industrial Machinery Mechanics	60	\$20.59
51-9061	Inspectors, Testers, Sorters, Samplers, and Weighers	58	\$21.37
51-6091	Extruding and Forming Machine Setters, Operators, and Tenders, Synthetic and Glass Fibers	57	\$15.65
53-3032	Heavy and Tractor-Trailer Truck Drivers	48	\$17.76
43-9061	Office Clerks, General	43	\$11.50
51-2092	Team Assemblers	45	\$12.00
51-9198	Helpers--Production Workers	40	\$11.12
11-1021	General and Operations Managers	40	\$31.51
51-9111	Packaging and Filling Machine Operators and Tenders	35	\$13.57
51-4041	Machinists	31	\$17.67
11-3051	Industrial Production Managers	29	\$50.16
43-5071	Shipping, Receiving, and Traffic Clerks	28	\$14.31
51-4031	Cutting, Punching, and Press Machine Setters, Operators, and Tenders, Metal and Plastic	26	\$15.92
53-7051	Industrial Truck and Tractor Operators	23	\$17.13
49-1011	First-Line Supervisors of Mechanics, Installers, and Repairers	22	\$25.77
41-4012	Sales Representatives, Wholesale and Manufacturing, Except Technical and Scientific Products	22	\$23.88
51-4121	Welders, Cutters, Solderers, and Brazers	22	\$20.29
17-2112	Industrial Engineers	22	\$44.47
51-9199	Production Workers, All Other	20	\$16.79
17-2041	Chemical Engineers	20	\$42.84

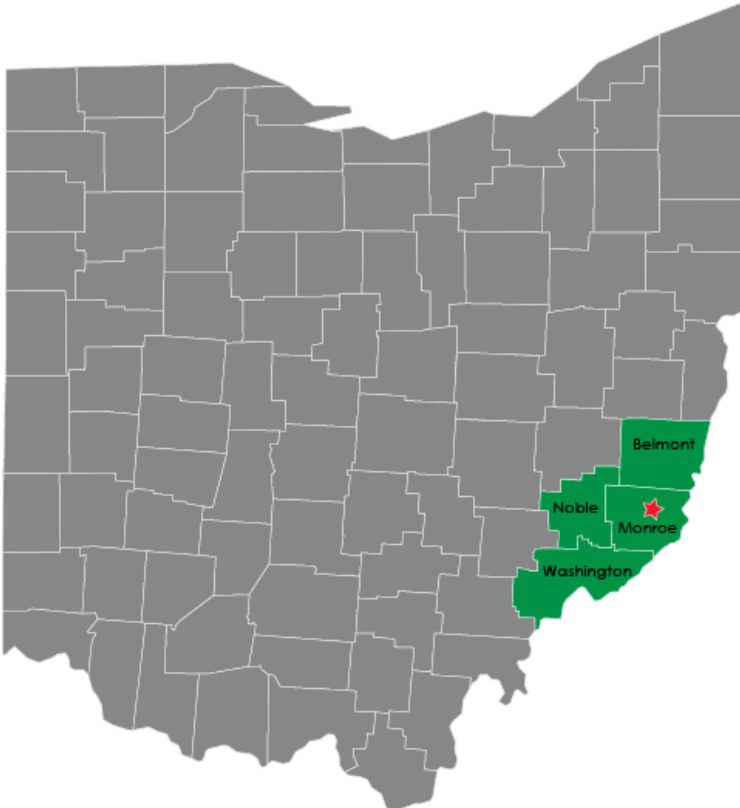
*Source: QCEW Employees & Non-QCEW Employees - Emsi 2017.3 Class of Worker



Large Private Employers Located in Region

Company	Products	County	City	Employees	Union
Peoples Bancorp Inc.	Regional bank	Washington	Marietta	699	
Thermo Fisher Scientific Inc.	Temperature controlled cabinets	Washington	Marietta	500	
Pioneer Group	Pipefitting, metal fabrication, industrial maintenance	Washington	Marietta	500	
Kraton Polymers U.S. LLC	Styrenic block co-polymer resins	Washington	Belpre Powhatan	440	
Ohio Valley Resources, Inc.	Coal mining	Belmont	Point	425	
American Energy Corp.	Coal mining	Monroe	Beallsville	425	
Ohio Valley Coal Company	Coal mining	Belmont	Alledonia	395	
Solvay Advanced Polymers	Polymer Resins	Washington	Marietta	300	
Eramet Marietta	Ferro manganese	Washington	Marietta Martins	210	
United Dairy	Milk dairy	Belmont	Ferry	200	

Higher Education and Training Institutes



Belmont County:
 Ohio University, Eastern - St. Clairsville
 Belmont College - St. Clairsville
 Belmont-Harrison Career Center, St. Clairsville

Washington County:
 Washington County Career Center, Marietta
 Marietta College, Marietta
 Washington State Community College, Marietta

